



# R70R Turbo

## High Volume Roll Printing



**R70R** (70 inch wide)

### Technology


- Ricoh Gen6 Printhead Technology
- Speeds up to 1290 sq ft/hr
- CMYK Ink Sets with White and Varnish options
- Single, Double & Triple Row printhead configurations
- Robust Industrial Design
- Water-cooled, LED curing technology
- Max substrate thickness of 25mm
- Field Upgrade options for increased print speeds
- White Ink pigment dispersion system


### Features

- Easy to use TopJet Print Controller
- Independently controlled vacuum zones to maximize substrate hold down power
- Automatic Media Thickness measuring
- Crash bars to protect the printheads
- Static suppression system
- Color/White/Color Printing Options

### Support

- 2 year Parts / 1 year Labor Warranty
- Extended Parts Warranty Available
- Final Assembly, Integrations & Quality Control in the US
- Custom Media Presets are created and shipped with each printer
- Advanced Operator Classes available
- Compatible with Onyx, Caldera, and other 3rd party RIPs


Model	R70R Turbo
Chassis	
Printhead	Ricoh Gen6
Quantity of Printheads	2-9 (Triple Row)
Print Speeds	<b>2p-Express @ 1290 sq ft/hr</b> <b>6p-Outdoor @ 722 sq ft/hr</b> <b>12p-Quality @ 329 sq ft/hr</b> <b>White Spot (100%) @ 222 sq ft/hr</b> <b>White Base/Overcoat (100%) @ 111 sq ft/hr</b> <b>White 3 Layer (100%) @ 109 sq ft/hr</b>
Addressability	up to 1200 x 2400 dpi
Max Printing Width	1800 mm (70.86 in)
Max Thickness	25 mm (0.98 in)
Ink Technology	UV Curable Inks, VOC Free
Ink Set	CMYK+Optional White & Varnish
Ink Curing	Water Cooled, LED Lamps
Printer Size	W: 152 in x L: 41 in x H: 56 in
Min. Operating Area	W: 200 in x L: 137 in
Printer Weight	1874 lbs
Crated Weight	2646 lbs
RIP Compatibility	Caldera, Onyx and other Third-party RIPs
Printer Power	Single Phase, 220 volt, 30 amp
Chiller Power	Single Phase, 220 volt, 20 amp
Environment	Conditions for Optimal Print Quality: Temperature: 68° - 78° F Relative Humidity: 40% - 60%



High Volume Printing up to 1290 sq ft/hr



Gen6 Printheads



Robust, Industrial Steel Frame



Color/White/Color / 3 Layer Printing